



# RFL4A-CY-8

## VERSATRIM ADJUSTABLE CYLINDER

### JOB INFORMATION

Type: \_\_\_\_\_  
 Catalog No: \_\_\_\_\_  
 Project Name: \_\_\_\_\_  
 Comments: \_\_\_\_\_  
 Prepared by: \_\_\_\_\_

RFL4A-CY-8

### FEATURES

#### USE OF PRODUCT

The Versatrim Adjustable Cylinder Series may be used in hospitality, commercial, retail, and residential interior applications. This product will reduce energy consumption, emits little heat, and reduces cooling loads for added costs savings. Approximately 75% in energy savings compared to incandescent light source.

#### HOUSING

Rugged aluminum housing.

#### ARCHITECTURAL CYLINDER FEATURES

- Wattage: 11 Watts
- Lumens: 900 Lumens
- Voltage: 120V standard; 120-277V (with optional 0-10V dimming driver)
- Color Temperature: 2700K, 3000K, 3500K, 4000K
- SDCM: 2 Step binning
- R9 Value: 85
- Color Rendering Index: 93 CRI Typical
- LED Life: 50,000 hours
- LED Type: Cree LED for maximum light output
- Versatility: Interchangeable baffle, reflector and trim ring
- Warranty: 5 Year Limited Warranty

#### DIMMING

Standard Triac/ELV, 120V. (019) 0-10V dimming in 900 lumens, 120-277V.

#### MOUNTING

The Versatrim Adjustable Cylinder Series may be cable hung, stem mount, surface mount or wall mounted.

#### MODULE MECHANICS

The Versatrim Cylinder Series is constructed of a durable heat sink, baffle or reflector, trim ring, diffused lens, and Cree LEDs for optimum performance. Carefully designed heat sink keeps junction temperatures below unsuitable levels by dissipating heat away from the module. Diffused polycarbonate impact-resistant lens allows for even light output, glare control, and conceals LEDs from view. The Adjustable Cylinder Series provides 0-30° tilt and 360° Rotation.

#### LABELS / COMPLIANCE

CSA classified  
 CSA classified for damp locations

### ORDERING INFO

SERIES	DIAMETER	SHAPE	LENGTH	WATT/LUMENS	COLOR TEMPERATURE	DIMMING	CYLINDER FINISH
RFL	4A - 4" Adjustable	CY - Cylinder	8 - 8" MTO - Made to order	9L - 11W/ 900lm (120V)	35K - 3500K 40K - 4000K	Black <sup>1</sup> - TRIAC/ELV (120V) 019 - 0-10V (900lm, 120-277V)	BL - Black WH - White SL - Silver MTO - Made to order

LENS HOLDER FINISH	BEAM ANGLE	REFLECTOR	TRIM	CONFIGURATION	MOUNTING	OPTION
HW - White	18 - 18°	4ARLW - White	<b>ROUND</b>	DL - Down Light	PH <sup>3</sup> - Pendant Hung	019 - 0-10V (900 Lumens)
HB - Black	38 <sup>2</sup> - 38°	4ARLB - Black	4TLW - White		SC <sup>4</sup> - Single Cable	E - Emergency Back-up
HS - Silver	60 - 60°	4ARLCH - Chrome	4TLC - Copper		DC - Double Cable	SDT - Step Down Transformer
		4ARLH - Haze	4TLB - Black		TC - Triple Cable	H - Honey comb
		4ARLSN - Satin Nickel	4TLH - Haze		SM - Surface Mount	F - Frosted Filter
		4ARLC - Custom	4TLSN - Satin Nickel		WM <sup>5</sup> - Wall Mount	
			4TLBZ - Bronze			
			4TLCX - Custom			

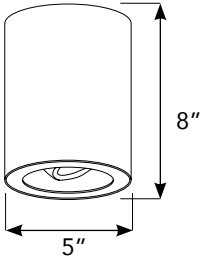
- Notes**
1. 120V only.
  2. Standard beam angle.
  3. 18" Standard length, Consult factory
  4. 5' Standard cable length
  5. Emergency Not available



# RFL4A-CY-8

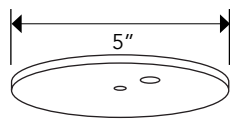
## VERSATRIM ADJUSTABLE CYLINDER

### DIMENSIONS


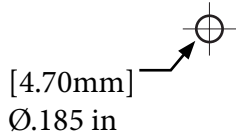


### MOUNTING

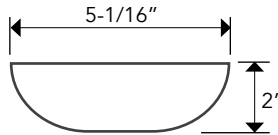
#### CABLE HUNG DIMENSION



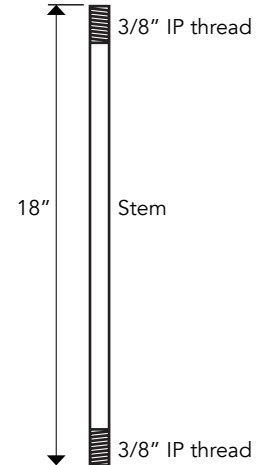
Cable Hung Canopy



#### STEM MOUNT DIMENSION



Stem Mount Canopy



3/64" Galvanized Cable Fuse Cut with Die Cast #1 Stop  
Available in 24", 36", 50", 72", 100", 120", & 150" Lengths  
7x7 Cable - MAX LOAD 270 lbs