



VERSA COMMERCIAL

LED DOWNLIGHT

Versa Commercial LED Downlight is the ideal product for energy efficient lighting in Non-IC New Construction, Remodel and Retrofit commercial applications. Available with interchangeable reflectors and trims, with an assortment of color temperatures, lenses, filters, and dimmable driver selections.

Aperture Size:
4" & 6"

Lumen Range:
1025-4000 Lm

Color Temperatures:
2700K, 3000K, 3500K, 4000K

CRI and R9:
93+ CRI, 60+ R9


Optical Lens:
18°, 30°, 50°, 70°

Filter Accessories:
Solite, frosted, or honey comb

LED Life:
50,000 Hours


LED Type:
Cree LED

Versatility:
Interchangeable reflectors/trims,
optics & filters



VERSA COMMERCIAL

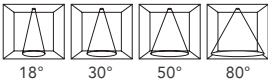
Downlight




Lumens
1025 lm - 4000 lm

Color Temperature
2700K, 3000K, 3500K, 4000K

Optical Distribution



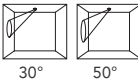
Single Sidekick Wall Wash




Lumens
1035 lm - 3865 lm

Color Temperature
2700K, 3000K, 3500K, 4000K

Optical Distribution



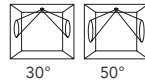
Double Sidekick Wall Wash



Lumens
1020 lm - 3840 lm

Color Temperature
2700K, 3000K, 3500K, 4000K

Optical Distribution



Dimming

Available in 8 Driver Selections

- Intelligent Drive (ELV, TRIAC, 0-10 Dimming), 120-277V
- Lutron Hi-Lume Premier EcoSystem 0.1% w/ soft-on, fade to black, 120-277V
- Lutron Hi-Lume 1% Ecosystem with soft on, fade to black, 120V-277V
- Lutron Hi-Lume 5% Ecosystem, 120-277V
- Hi-Lume 1% 2-wire, 120V
- eldoLED Eco 1% Dim (0-10V), 120-277V
- eldoLED Solo 0.1% Dim (0-10V), 120-277V
- eldoLED Solo 0.1% Dim (DALI), 120-277V

Housing

New construction, Remodel & Retrofit



Intelligent Drive Standard



Interchangeable Optics, Filters, Trims



Emergency Battery

Optional emergency battery available for a minimum of 90 minutes with both integral or remote test switch in 800 or 1700 delivered lumens.

