



# BUILDERSPLUS COMMERCIAL LED DOWNLIGHT

 LUMEN SELECTABLE  
 COLOR TEMPERATURE SELECTABLE

The Builders Plus LED Commercial Downlight series is the ideal product for energy efficient lighting in Non-IC New Construction, Remodel and Retrofit commercial applications. Available color temperatures selectable (30K, 35K, 40K) and lumen selectable packages. Deep cone reflector designed for anti-glare purposes.

Aperture Size:  
4" / 6" / 8" / 10"


Lumen Package:  
Lumens may be easily modified in field between  
LS1 (1500, 1750, 2000 lm)  
LS2 (2340, 3000, 3570 lm)  
LS4 (4000, 4500, 5100 lm)

Color Temp:  
Color temperature may be easily modified in field between  
3000K, 3500K, 4000K.


Frame:  
New Construction & Remodel/retrofit

Finish:  
Haze reflector, white trim

## DOWNLIGHT TYPE



Downlight  
4", 6", 8", 10"



Wall Wash  
4", 6"

## FRAME TYPE




New Construction  
4", 6"



Remodel/Retrofit  
4", 6", 8", 10"

## LUMEN SELECTABLE



Lumens may be easily modified in field between.

### Downlight Lumen packages

LS1 (1500, 1750, 2000 lm)  
LS2 (2340, 3000, 3570 lm)  
LS4 (4000, 4500, 5100 lm)

### Wall Wash Lumen packages

LS1 (660, 820, 995 lm)  
LS2 (1120, 1390, 1750 lm)  
LS4 (2055, 2555, 3130 lm)

## COLOR TEMPERATURE SELECTABLE



Color temperature may be easily modified in field between 3000K, 3500K, 4000K.

## DIMMING



LED driver accommodates 120-277V input with 0-10V dimming protocol.

## EMERGENCY BATTERY

Optional emergency battery available for a minimum of 90 minutes with both integral or remote test switch in 800 delivered lumen.

## SELF-FLANGED SPUN ALUM.



## WET LOCATION



(Refer to specs for more information)

## BUILDERS PLUS COMMERCIAL COMPARISON CHART

Aperture Size	New Construction	Remodel/retrofit	Fixed Downlight	Wall Wash
4"	Yes		Yes	Yes
6"	Yes	Yes	Yes	Yes
8"		Yes	Yes	
10"		Yes	Yes	

Aperture Size	Selectable Lumen Options	Selectable Color Temperature	Dimming	Cri
4"	LS1 (1500, 1750, 2000 lm)	Color temperature selectable 3000K, 3500K, 4000K	0-10V	84+
6"	LS1 (1500, 1750, 2000 lm) LS2 (2340, 3000, 3570 lm) LS4 (4000, 4500, 5100 lm)	Color temperature selectable 3000K, 3500K, 4000K	0-10V	84+
8"	LS1 (1500, 1750, 2000 lm) LS2 (2340, 3000, 3570 lm) LS4 (4000, 4500, 5100 lm)	Color temperature selectable 3000K, 3500K, 4000K	0-10V	84+
10"	LS1 (1500, 1750, 2000 lm) LS2 (2340, 3000, 3570 lm) LS4 (4000, 4500, 5100 lm)	Color temperature selectable 3000K, 3500K, 4000K	0-10V	84+

### Notes

1. Emergency Battery is available.
2. Haze reflector with white trim is standard. Consult factory for MTO finishes.
3. Wet Location is standard
4. Fixtures can be factory locked on lumens and/or CCT.